



# TOPAZ

- Fusione in lega di alluminio anodizzato
- Basamento piano per una facile pulizia
- Silenzioso e robusto motore asincrono
- Trasmissione con robusta cinghia poliV
- Lama forgiata e temprata a forte spessore
- Scorrimento carrello su boccole autolubrificanti
- Affilatoio incorporato in fusione con doppio smeriglio di serie dal modello 220 A.I. in su
- Disponibili lame teflonate o dentate
- Inclinazione lama 25°

- Anodized cast aluminum alloy
- Flat base for easy cleaning
- Strong and silent-running asynchronous motor
- Reliable poliV belt drive
- Forged, hardened large thickness blades
- Carriage running on self-lubricating bushes
- Cast-in sharpener is standard for all models bigger than 220 A.I.
- Teflon coated or toothed blades are available on demand
- 25° blade inclination



TOPAZ 250-275



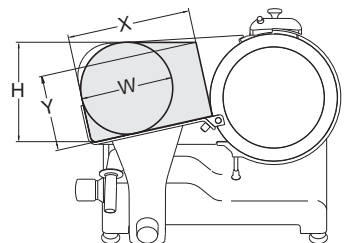
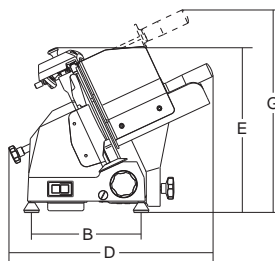
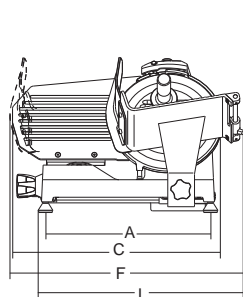
Paramano  
Hand guard



Protezione inferiore  
Bottom shield



Affilatoio scorrevolo 195-220  
Without built-in sharpener 195-220



	mm-inch	watt-Hp	mm	mm	mm	A	B	C	D	E	F	G	L	X	Y	H	W	kg	mm	kg
<b>Topaz 195</b>	195/8"	110/0,15	13	162	185x165	310	220	375	355	300	385	360	370	140	110	135	120	10.5	430x400x370	12
<b>Topaz 220</b>	220/9"	145/0,20	13	245	200x220	380	250	440	410	330	550	400	450	200	130	145	140	13	600x500x420	15
<b>Topaz 220 A.I.</b>	220/9"	145/0,20	13	245	200x220	380	250	440	410	350	550	400	450	200	140	160	155	13.5	600x500x420	15.5
<b>Topaz 250C</b>	250/10"	145/0,20	13	240	230x230	380	250	480	410	360	500	410	475	185	165	180	180	14	600x500x420	16
<b>Topaz 250</b>	250/10"	145/0,20	13	235	220x225	412	255	480	410	360	515	455	505	210	170	190	180	15.5	600x500x420	17.5
<b>Topaz 275</b>	275/11"	145/0,20	13	235	220x225	412	255	520	410	370	525	455	505	200	190	205	205	16.5	600x500x500	19



Topaz 195 - 220



Topaz 220 A.I. - 250